













GRAMMAR CARDS

QUOTED SPEECH 1



 <p>I'm tired.</p>	 <p>It's hot today!</p>	 <p>What's that?</p>
 <p>Hello.</p>	 <p>Shh! Be quiet!</p>	 <p>I have an idea!</p>
 <p>I forgot my money!</p>	 <p>That's a bad idea.</p>	 <p>Are you hungry?</p>
 <p>Good-bye.</p>	 <p>Help!!!</p>	 <p>Good night.</p>

NAME: _____

DATE: _____

GRAMMAR WORKSHEET

QUOTED SPEECH 1



- *Complete the sentences. Use the picture cards and quotation marks.*

1. My friend picked up a cup of coffee and said, "I'm tired."
2. I was sweating and _____
3. The baby pointed to a butterfly and _____
4. Bob picked up the phone, and _____
5. The librarian looked at us and _____
6. "I have a problem," I said. My friend smiled and _____
7. _____ Then I ran home to get my money.
8. "I have an idea! Why don't we clean the house?" I suggested. But my friend looked at me and _____
9. They got to the restaurant at six-thirty and sat down. Their friend was already there. He looked at them and _____
10. We arrived at the airport at just after three o'clock, and before Thomas got on the plane he turned around and _____
11. I saw a big spider in my room and _____
12. Sarah was very tired when we got home. She put on her pajamas, brushed her teeth, climbed into bed, and _____

GRAMMAR CARDS

QUOTED SPEECH 2



NAME: _____

DATE: _____

GRAMMAR WORKSHEET

QUOTED SPEECH 2



- *Complete the sentences. Use the picture cards and quotation marks.*

1. _____

2. _____

3. _____

4. _____

5. _____

6. _____

7. _____

8. _____

9. _____

10. _____

11. _____

12. _____

Grammar Focus Quoted Speech; Quotation Marks

Level Intermediate

ACTIVITY NOTES

My Notes



Before your class, cut the handout into 12 squares, one set per 2 students.

Quoted Speech 1

Have your students seated in pairs and give each pair a set of cards. Have them match the picture cards with the sentences on the worksheet, and then complete each sentence by using quoted speech. Sentences will vary as you may want to teach words such as:

said
asked
yelled
laughed
etc.

Before collecting and correcting the papers, have your classmates compare their answers.

Quoted Speech 2

Later in the class, or in the following class, distribute the cards – this time, your students should write words in the speech bubbles before completing the worksheet. Tell your students not to worry – the words don't have to be exactly the same as the words in the first part of the activity. In fact, encourage creativity and have them write new sentences if they can.

Alternatively, use **Quoted Speech 2** on its own (without having completed **Quoted Speech 1**) with more advanced learners.