



NAME: _____

DATE: _____

Find Someone Who ...



PASSIVE & PRESENT PERFECT


	CLASSMATE'S NAME	Who...? What...? Where...?	ADDITIONAL INFORMATION	When...? Why...? How...?
... has been stung by bee.				
... has been bitten by a dog.				
... has been helped by a stranger.				
... has been hit by lightning.				
... has been very scared by a horror movie.				
... has been stopped by a policeman.				
... has been annoyed by a noisy neighbor.				

A: Have you ever been stung by a bee?

B: Yes, I have!

A: When did it sting you?

B: It stung me last summer.



Aim Speaking practice; Grammar practice

Level Upper Intermediate (CEFR Level B2)

ACTIVITY NOTES

Lead-in

Lead-in to this activity with a quick review of 'Yes/No' questions with present perfect + passive (by ...).

- Have you ever been + passive (by ...)?

'FIND SOMEONE WHO' Activity – Version 1

Distribute one activity handout to each learner. Have your students stand and find different classmates to interview. When a classmate answers 'Yes', the interviewer should write the classmate's name and ask for and record additional information. For example:

- A. Have you ever been stung by a bee?
- B. Yes, I have.
- A. (writes classmate's name in the box) When did it sting you?
- B. It stung me last summer.
- A. (writes this information in the box)

When a classmate answers with 'No', the interviewer should leave the box empty. Another classmate may later answer 'Yes' for this question.

IMPORTANT: Be sure to *model* this activity with a student. Consider using the board to write a similar conversation as above.

'FIND SOMEONE WHO' Activity – Version 2

Although not the 'traditional' *Find Someone Who* activity procedure, I find this second version more interesting and easier to manage in class.

In this version, students are allowed to ask one classmate one question (excluding follow-up questions) – and the answer, no matter 'Yes' or 'No', is written in the box. After a mutual interview exchange, students can move on to find another classmate to speak with.

'Version 2' guarantees that every box can be filled, and that students will not stick with just one classmate in an attempt to find a 'Yes' answer.

Wrap-up

Wrap-up either version by having your learners sit down in pairs or groups of three and share the information they collected. Finally, elicit any especially interesting information your learners may have discovered.